

# ET MODULE

## Monocrystalline

ET-M660260WW	260W
ET-M660255WW	255W
ET-M660250WW	250W
ET-M660245WW	245W
ET-M660240WW	240W
ET-M660235WW	235W

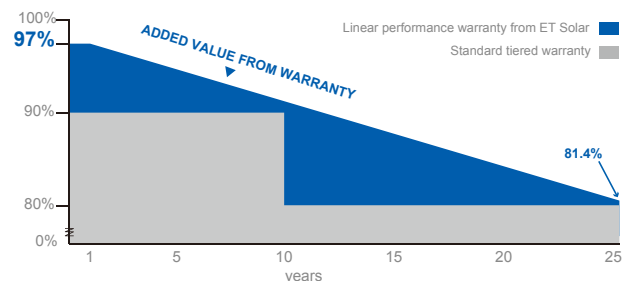


### Features

- High module conversion efficiency, through superior manufacturing technology
- 0 to +5W positive tolerance for mainstream products
- Withstand high wind loads and snow loads (5400Pa)
- Anodized aluminum improving corrosion resistance
- Anti-reflective highly transparent, low iron tempered glass
- Excellent performance under low light conditions

### Benefits

- 25-year linear performance warranty; 10-year warranty on materials and workmanship
- Product liability insurance
- Local technical support
- Local warehousing
- 48 hour-response service
- Enhanced design for easy installation and long-term reliability



IEC 61215 Ed.2  
IEC 61730  
IEC 61701



Towards Excellence

The DLG certificate is estimated to be received in April

M/ET-SPS-EN-EU2012V2-F

[www.etsolar.com](http://www.etsolar.com)

## ELECTRICAL SPECIFICATIONS



Model Type	ET-M660260WW	ET-M660255WW	ET-M660250WW	ET-M660245WW	ET-M660240WW	ET-M660235WW
Peak Power (Pmax)	260W	255W	250W	245W	240W	235W
Module Efficiency	15.98%	15.67%	15.37%	15.06%	14.75%	14.44%
Maximum Power Voltage (Vmp)	31.14V	30.91V	30.43V	30.08V	30.12V	29.69V
Maximum Power Current (Imp)	8.35A	8.25A	8.22A	8.15A	8.02A	7.92A
Open Circuit Voltage (Voc)	37.86V	37.82V	37.70V	37.40V	37.37V	37.01V
Short Circuit Current (Isc)	8.96A	8.88A	8.69A	8.61A	8.60A	8.49A
Power Tolerance	±3%	±3%	-1% to +3%	0 to +5W	0 to +5W	0 to +5W
Maximum System Voltage	DC 1000V					
Normal Operating Cell Temperature	45.3±2℃					
Series Fuse Rating (A)	20A					
Number of Bypass Diode	3					

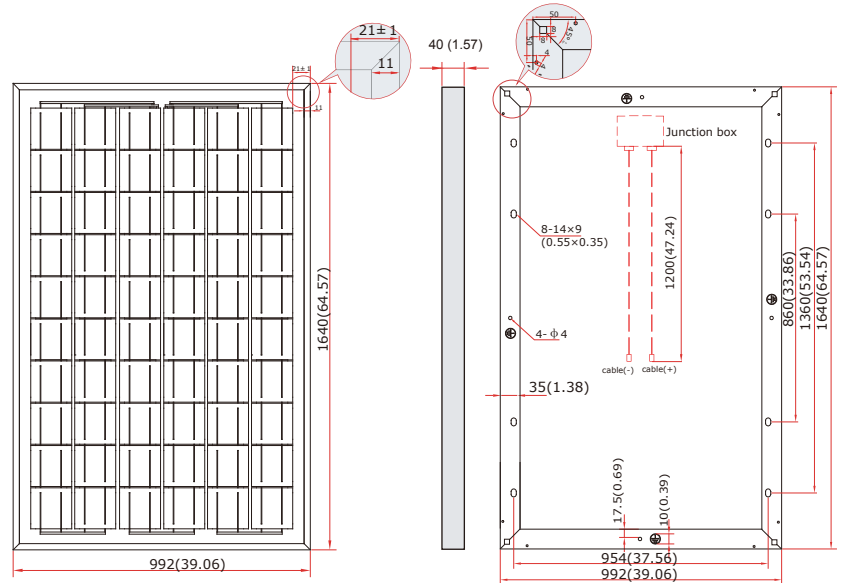
## MECHANICAL SPECIFICATIONS

Cell type	156mm x 156mm
Number of cells	60 cells in series
Weight	19.32kg(44.59lbs)
Dimensions	1640×992×40 mm (64.57×39.06×1.57 inch)
Max Load	5400Pascals ( 112 lb/ft <sup>2</sup> )

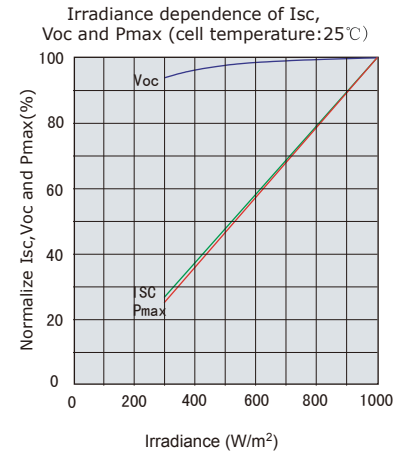
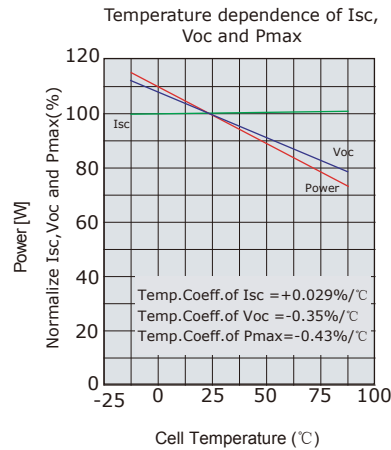
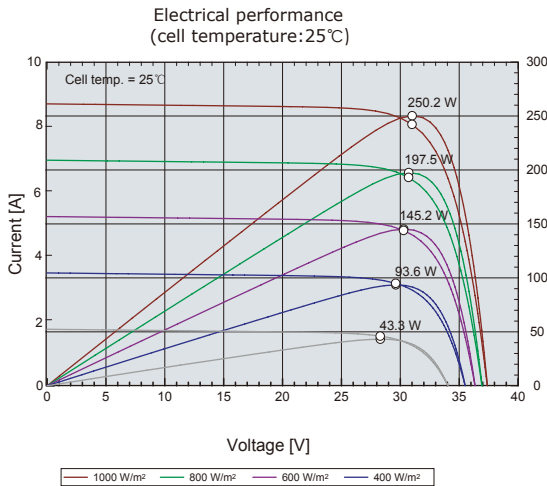
## TEMPERATURE COEFFICIENT

Temp. Coeff. of Isc (TK Isc)	0.029 %/℃
Temp. Coeff. of Voc (TK Voc)	-0.35 %/℃
Temp. Coeff. of Pmax (TK Pmax)	-0.43 %/℃

## PHYSICAL CHARACTERISTICS Unit:mm (inch)



## ELECTRICAL CHARACTERISTICS



Note: the specifications are obtained under the Standard Test Conditions (STCs): 1000 W/m<sup>2</sup> solar irradiance, 1.5 Air Mass, and cell temperature of 25 °C.

The NOCT is obtained under the Test Conditions : 800 W/m<sup>2</sup>, 20°C ambient temperature, 1 m/s wind speed, AM 1.5 spectrum.

Please contact [support@etsolar.com](mailto:support@etsolar.com) for technical support. The parameters are for reference only, and are subject to change without notice or obligation.